

# 1. Staff Survey

“What do our Staff think?”

# 2. Student Survey

“What do our Students think?”

# 3. Parent Survey

“What do our Parents think?”



## School Staff Survey

## Staff Survey

School Name  
Mildura West Primary School

Endorsement in 2019 (%)  
School Climate for all respondents

Module name  
School Climate

88%  
Your school

76%  
Similar schools

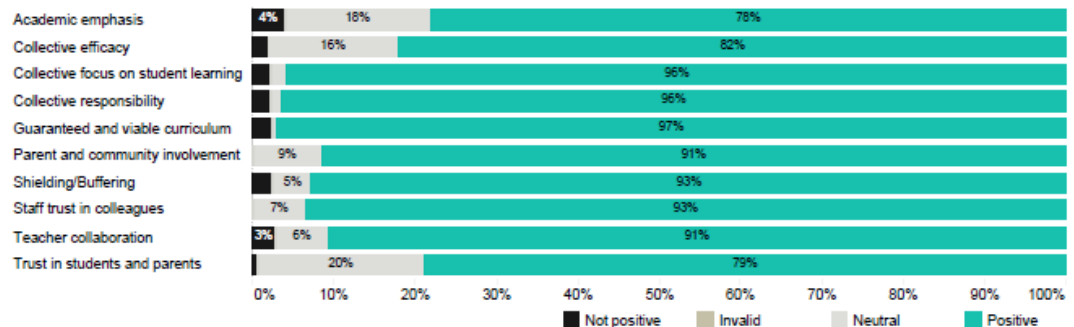
82%  
Network

76%  
State

Factor name  
All

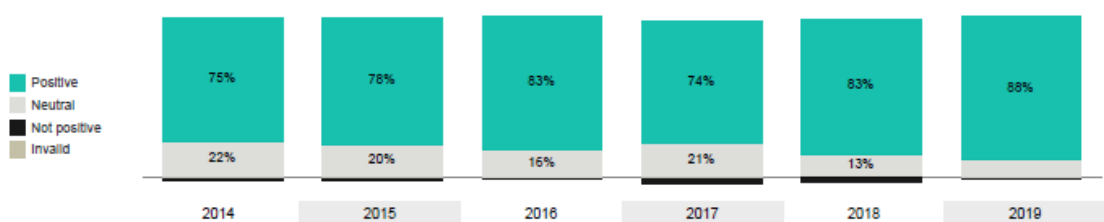
### Responses by category in 2019 (%)

School Climate for all respondents



### Responses by category over last 5 years (%)

School Climate for all respondents



#### Additional Links

[Further Support](#)

[Videos](#)

[Dashboard overview](#)

[Reports](#)

[SIP SSS Endorsement](#)



## School Staff Survey

# Staff Survey



School Name  
Mildura West Primary School

Endorsement in 2019 (%)  
School Leadership for all respondents

Module name  
School Leadership

95%

Your school

82%

Similar schools

88%

Network

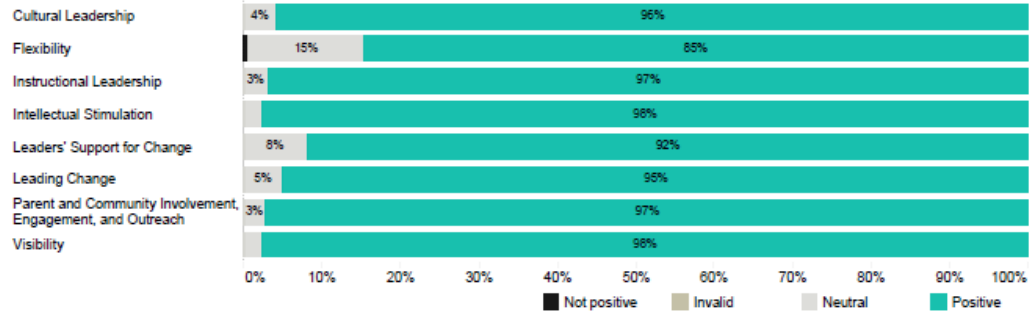
76%

State

Factor name  
All

### Responses by category in 2019 (%)

School Leadership for all respondents



### Responses by category over last 5 years (%)

School Leadership for all respondents

#### Additional Links

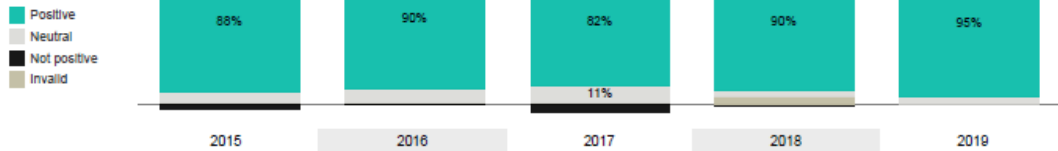
[Further Support](#)

[Videos](#)

[Dashboard overview](#)

[Reports](#)

[SIP SSS Endorsement](#)



## School Staff Survey

# Staff Survey



School Name  
Mildura West Primary School

Endorsement in 2019 (%)  
Professional Learning for all respondents

Module name  
Professional Learning

94%

Your school

81%

Similar schools

84%

Network

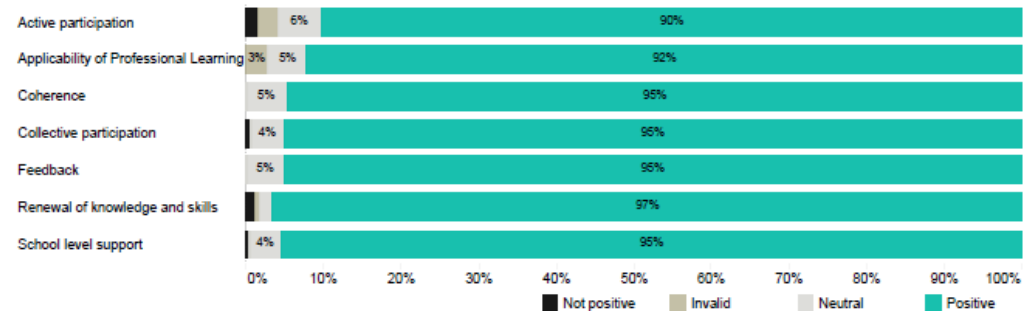
75%

State

Factor name  
All

### Responses by category in 2019 (%)

Professional Learning for all respondents



### Responses by category over last 5 years (%)

Professional Learning for all respondents

#### Additional Links

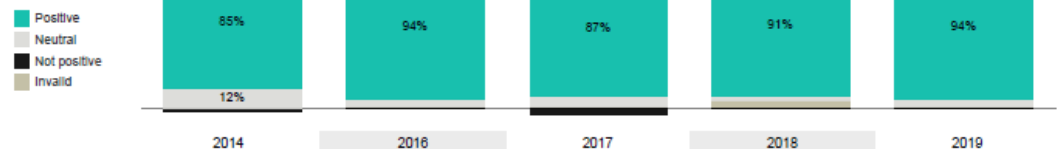
[Further Support](#)

[Videos](#)

[Dashboard overview](#)

[Reports](#)

[SIP SSS Endorsement](#)





# Attitudes to School Survey

## Student Survey



School Name  
Mildura West Primary School

### Percentage Endorsement in 2019 (%)

Motivation and interest for students in Years 4 to 6

Year Level Group  
Years 4 to 6

92%  
Your school

82%  
Similar schools

84%  
Network

83%  
State

Year Level  
All

Domain  
Learner characteristics and disp..

### Percentage Endorsement in 2019 (%)

Learner characteristics and disposition for students in Years 4 to 6

Factor Name  
Motivation and interest

Attitudes to attendance



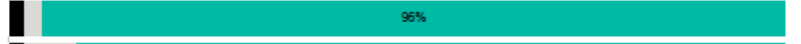
Motivation and interest



Resilience



Self-regulation and goal setting



Sense of confidence



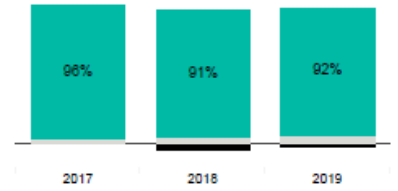
0% 10% 20% 30% 40% 50% 60% 70% 80% 90% 100%

Positive Neutral Invalid Not positive

### Percentage Endorsement over last 5 years (%)

Motivation and interest for students in Years 4 to 6

Positive  
Neutral  
Invalid  
Not positive



#### Additional Links

[Further Support](#)

Videos

[Dashboard overview](#)

Reports

[SIP AtoSS Percentile](#)

As a result of changes in factors, only data from 2017 onwards is available in this time series. Additional information is available in the factsheet.



# Attitudes to School Survey

## Student Survey



School Name  
Mildura West Primary School

### Percentage Endorsement in 2019 (%)

Managing bullying for students in Years 4 to 6

Year Level Group  
Years 4 to 6

93%  
Your school

80%  
Similar schools

83%  
Network

81%  
State

Year Level  
All


Domain  
School safety

### Percentage Endorsement in 2019 (%)


School safety for students in Years 4 to 6

Factor Name  
Managing bullying

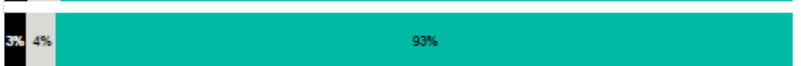
Advocate at school



Managing bullying



Respect for diversity



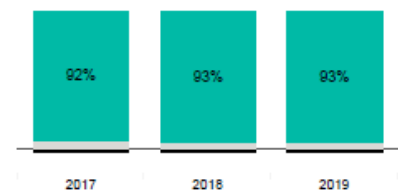
0% 10% 20% 30% 40% 50% 60% 70% 80% 90% 100%

Positive Neutral Invalid Not positive

### Percentage Endorsement over last 5 years (%)

Managing bullying for students in Years 4 to 6

Positive  
Neutral  
Invalid  
Not positive



#### Additional Links

[Further Support](#)

Videos

[Dashboard overview](#)

Reports

[SIP AtoSS Percentile](#)

As a result of changes in factors, only data from 2017 onwards is available in this time series. Additional information is available in the factsheet.





# Attitudes to School Survey

## Student Survey

School Name  
Mildura West Primary School

### Positive Students in 2019 (%)

Not Experiencing Bullying for students in Years 4 to 6

60%

Your school

55%

Similar schools

57%

Network

56%

State

Year Level Group  
Years 4 to 6

Year Level  
All

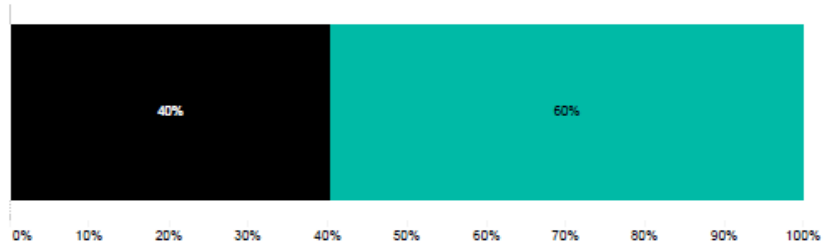
Domain  
Not Experiencing Bullying (Pare..

### Students by positivity in 2019 (%)

Not Experiencing Bullying (Parent Factor) for students in Years 4 to 6

Factor Name  
Not Experiencing Bullying

Not Experiencing Bullying

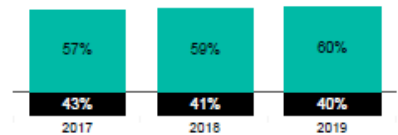


Positive Not positive

### Students by positivity over last 5 years (%)

Not Experiencing Bullying for students in Years 4 to 6

Positive Not positive



As a result of changes in factors, only data from 2017 onwards is available in this time series. Additional information is available in the factsheet.

#### Additional Links

[Further Support](#)

#### Videos

[Dashboard overview](#)

#### Reports

[SIP AtoSS Percentile](#)



# Attitudes to School Survey

## Student Survey

School Name  
Mildura West Primary School

### Percentage Endorsement in 2019 (%)

Sense of connectedness for students in Years 4 to 6

93%

Your school

80%

Similar schools

82%

Network

81%

State

Year Level Group  
Years 4 to 6

Year Level  
All

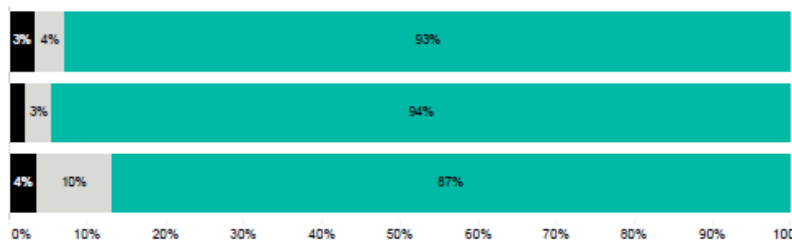
Domain  
Social engagement

### Percentage Endorsement in 2019 (%)

Social engagement for students in Years 4 to 6

Factor Name  
Sense of connectedness

Sense of connectedness



Sense of inclusion



Student voice and agency

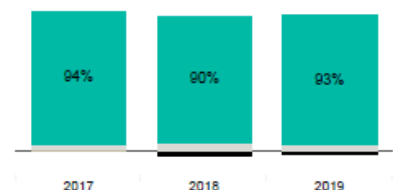


Positive Neutral Invalid Not positive

### Percentage Endorsement over last 5 years (%)

Sense of connectedness for students in Years 4 to 6

Positive Neutral Invalid Not positive



As a result of changes in factors, only data from 2017 onwards is available in this time series. Additional information is available in the factsheet.

#### Additional Links

[Further Support](#)

#### Videos

[Dashboard overview](#)

#### Reports

[SIP AtoSS Percentile](#)



School Name  
Mildura West Primary School

Percentage Endorsement in 2019 (%) ⓘ  
Sense of inclusion for students in Years 4 to 6

Year Level Group  
Years 4 to 6

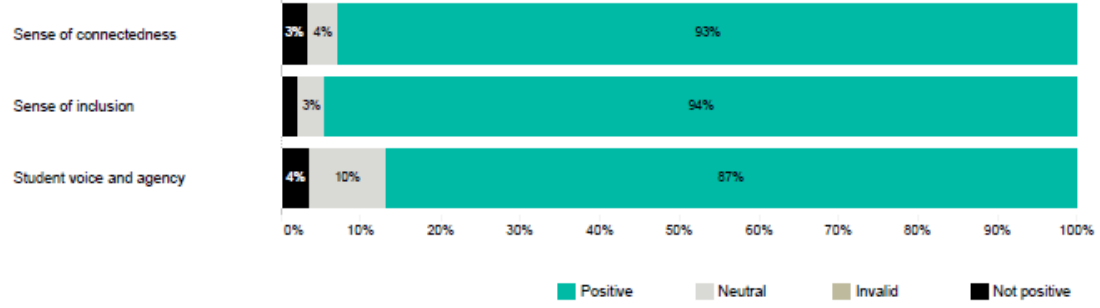


Year Level  
All

Domain  
Social engagement

Percentage Endorsement in 2019 (%) ⓘ  
Social engagement for students in Years 4 to 6

Factor Name  
Sense of inclusion



Additional Links

[Further Support](#)

Videos

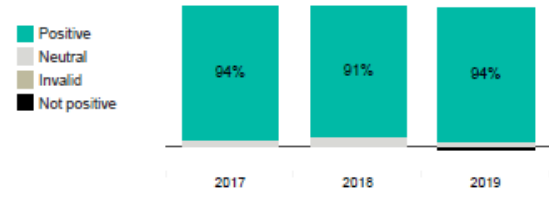
[Dashboard overview](#)

Reports

[SIP AtoSS Percentile](#)

Percentage Endorsement over last 5 years (%) ⓘ  
Sense of inclusion for students in Years 4 to 6

As a result of changes in factors, only data from 2017 onwards is available in this time series. Additional information is available in the factsheet.



School Name  
Mildura West Primary School

Percentage Endorsement in 2019 (%) ⓘ  
High expectations for success for students in Years 4 to 6

Year Level Group  
Years 4 to 6

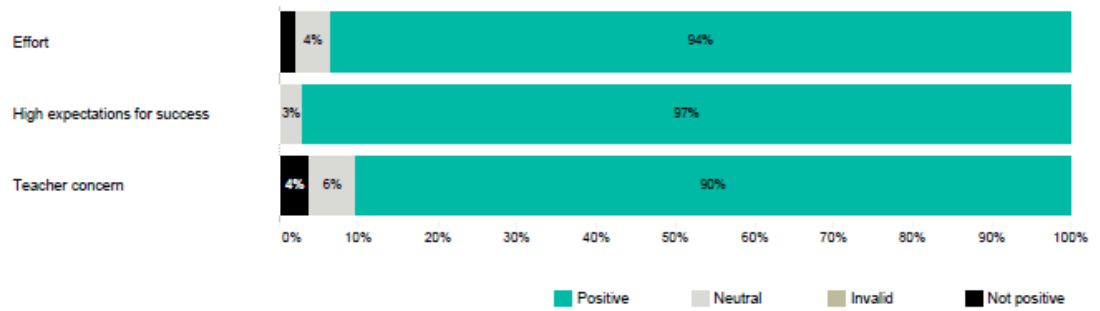


Year Level  
All

Domain  
Teacher-student relations

Percentage Endorsement in 2019 (%) ⓘ  
Teacher-student relations for students in Years 4 to 6

Factor Name  
High expectations for success



Additional Links

[Further Support](#)

Videos

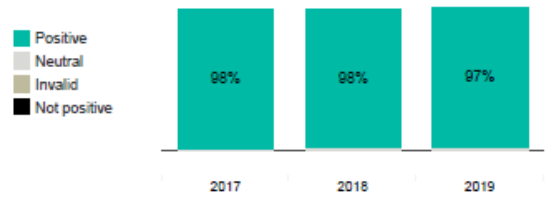
[Dashboard overview](#)

Reports

[SIP AtoSS Percentile](#)

Percentage Endorsement over last 5 years (%) ⓘ  
High expectations for success for students in Years 4 to 6

As a result of changes in factors, only data from 2017 onwards is available in this time series. Additional information is available in the factsheet.





## Parent Opinion Survey

# Parent Survey

School Name  
Midura West Primary School

### Percentage Endorsement in 2019 (%)

For Parent community engagement - All

92%  
Your school

86%  
Similar schools

89%  
Network

82%  
State

Module  
Parent community engage...

Factor name  
All

### Percentage Endorsement in 2019 (%)

For Parent community engagement



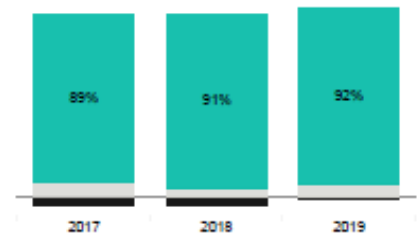
Not positive Invalid Neutral Positive

### Percentage Endorsement over last 5 years (%)

For Parent community engagement - All

As a result of changes in factors, only data from 2017 onwards is available in this time series. Additional information is available in the fact sheet

Positive  
Neutral  
Invalid  
Not positive



#### Additional Links

[Further Support](#)

Videos

[Dashboard overview](#)

Reports



## Parent Opinion Survey

# Parent Survey

School Name  
Midura West Primary School

### Percentage Endorsement in 2019 (%)

For School ethos and environment - All

94%  
Your school

89%  
Similar schools

92%  
Network

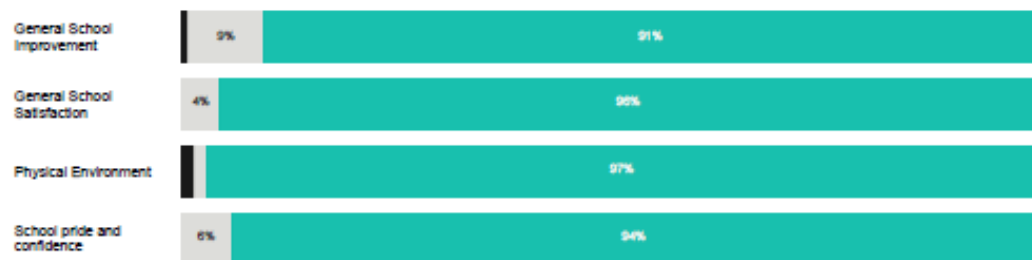
84%  
State

Module  
School ethos and environment

Factor name  
All

### Percentage Endorsement in 2019 (%)

For School ethos and environment



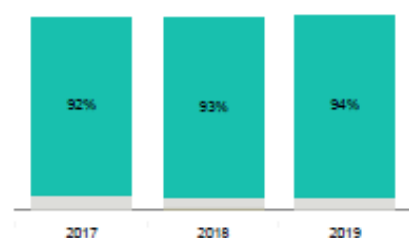
Not positive Neutral Positive

### Percentage Endorsement over last 5 years (%)

For School ethos and environment - All

As a result of changes in factors, only data from 2017 onwards is available in this time series. Additional information is available in the fact sheet

Positive  
Neutral  
Invalid  
Not positive



#### Additional Links

[Further Support](#)

Videos

[Dashboard overview](#)

Reports





School Name  
Midura West Primary School

Percentage Endorsement in 2019 (%)

For Student cognitive engagement - All

Module  
Student cognitive engagement

92%

Your school

87%

Similar schools

90%

Network

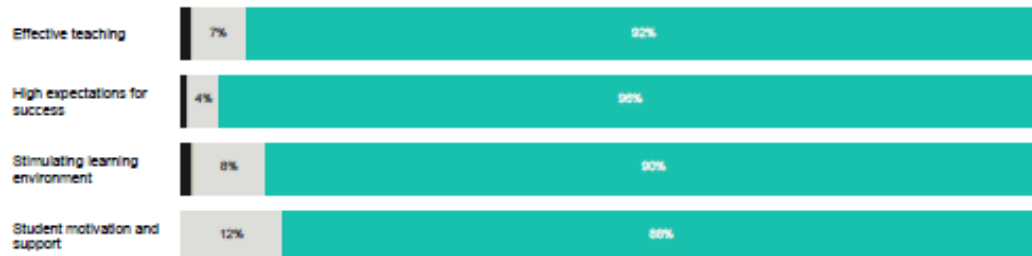
83%

State

Factor name  
All

Percentage Endorsement in 2019 (%)

For Student cognitive engagement



Not positive Invalid Neutral Positive

Percentage Endorsement over last 5 years (%)

For Student cognitive engagement - All

Additional Links

As a result of changes in factors, only data from 2017 onwards is available in this time series. Additional information is available in the fact sheet

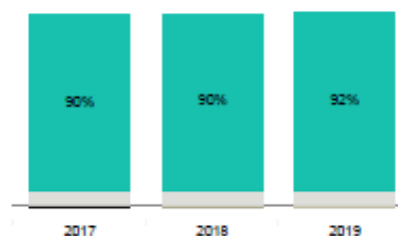
[Further Support](#)

[Videos](#)

[Dashboard overview](#)

[Reports](#)

Positive  
Neutral  
Invalid  
Not positive



School Name  
Midura West Primary School

Percentage Endorsement in 2019 (%)

For Safety - Respect for diversity

Module  
Safety

94%

Your school

92%

Similar schools

93%

Network

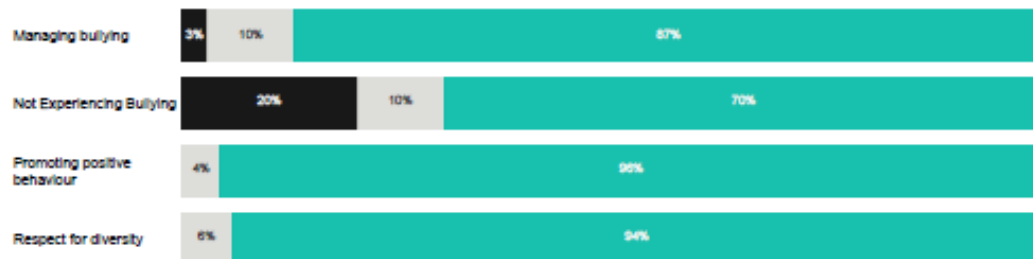
90%

State

Factor name  
Respect for diversity

Percentage Endorsement in 2019 (%)

For Safety



Not positive Neutral Positive

Percentage Endorsement over last 5 years (%)

For Safety - Respect for diversity

Additional Links

As a result of changes in factors, only data from 2017 onwards is available in this time series. Additional information is available in the fact sheet

[Further Support](#)

[Videos](#)

[Dashboard overview](#)

[Reports](#)

Positive  
Neutral  
Not positive

